



Prayas (Energy Group)

Electricity Supply Monitoring Initiative (ESMI)

Watch Your Power Quality

www.watchyourpower.org

Summary Analysis - May 2019

Electricity Supply Monitoring Initiative (ESMI) is a program being implemented by Prayas (Energy Group). It aims to improve transparency and provide evidence based feedback about the quality of electricity supply. Under ESMI, specially designed, mobile data enabled monitors are being deployed at each location and supply quality data is published daily at watchyourpower.org. ESMI was selected as a finalist for Google Impact Challenge, India, 2013, given to NGOs using technology for social impact. It was launched in March 2015 and currently covers over 55 districts across India.

This report presents a summary analysis of supply quality data from 161 locations (44 Rural and 117 Urban) for May 2019. This analysis covers three main parameters of supply quality:

i) no supply hours, ii) number of interruptions, and, iii) evening hours of supply. The analysis is carried out for mega cities, other cities and rural areas. See notes at the end for more details and explanation.

In May 2019

57%

ESMI locations experienced outages for more than 15 hours

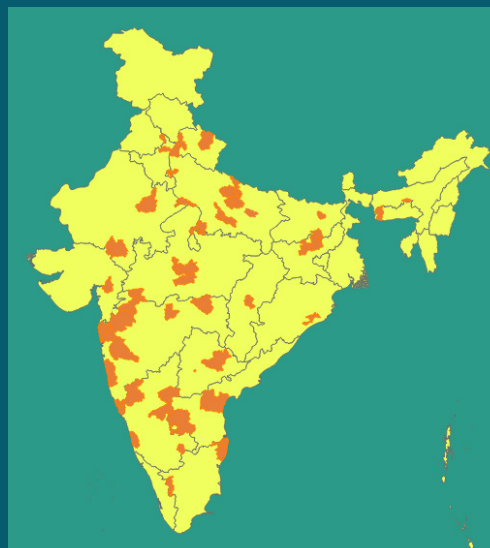
32%

ESMI locations experienced more than 30 interruptions, each greater than 15 min

22%

ESMI locations experienced average daily outage of 30 min or more during evening hours

Map showing current ESMI expanse at district level

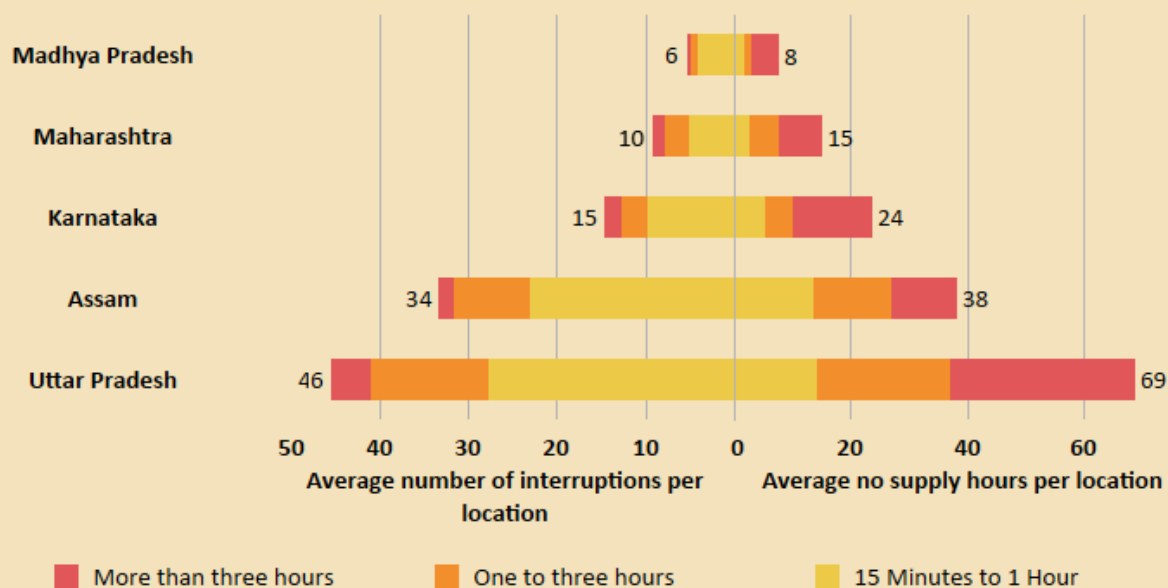


Supply Quality in Mega Cities - May 2019

Average number of interruptions per location				
Megacity	ESMI locations	Short - 15 min to hour	Long - 1 hour and more	Average no supply hours per location
Pune	7	2	2	4
Nagpur	4	5	2	5
Chennai	11	3	1	6
Lucknow	4	14	2	9
Hyderabad	6	8	5	13

ID: AVGMC190501

Supply Quality in Other Cities - May 2019



State	Towns covered	ESMI locations
Madhya Pradesh	2	7
Maharashtra	10	16
Karnataka	4	10
Assam	1	4
Uttar Pradesh	13	24

ID: AVGOMC190502

Supply Quality in Rural Areas - May 2019



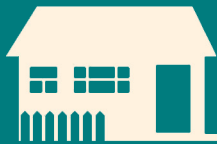
	Maharashtra	Uttar Pradesh
ESMI locations	11	18
Average no supply hours per location	37	188

ID: AVGGP190503

ESMI Locations Receiving Entire Six Hours of Evening Supply



66%
Mega Cities



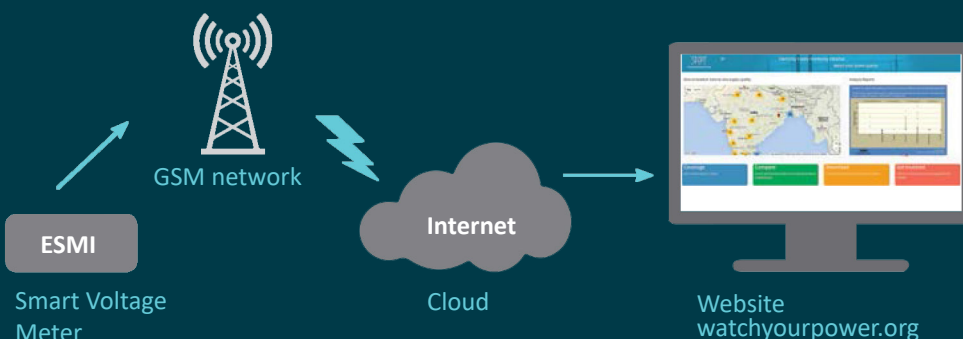
28%
Other Cities



7%
Rural Areas

Evening supply hours considered is between 5 p.m. to 11 p.m. and this analysis ignores upto 2 hours of total evening supply interruptions during the month

ID: AVGEHS190504



Electricity Supply Monitoring Initiative

www.watchyourpower.org
esmi@prayaspune.org

Notes:

- Analysis in this report covers locations with more than 90% data availability during the month
- Urban locations are State Capitals, District Headquarters and Other Municipal Areas
- Mega Cities are urban locations as defined by Central Electricity Authority (Typically with population more than 20 lakh)
- Other cities are urban locations that are not mega cities
- Rural areas are those governed by Gram Panchayats (village councils)
- Agricultural locations covered under ESMI are excluded from this analysis
- Analyses, except evening hours of supply consider interruptions of more than 15 minutes



Prayas (Energy Group)

www.prayaspune.org/peg